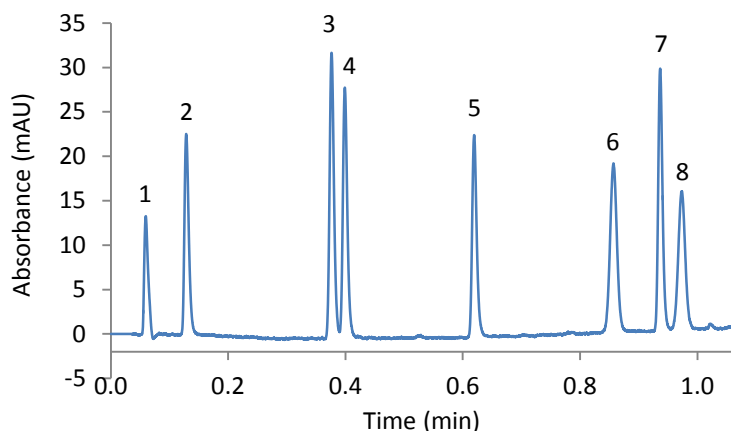


Separation of Anticoagulants using HALO 90Å C18, 2µm



PEAK IDENTITIES:

1. Uracil (to)
2. 6,7-Dihydroxycoumarin
3. 4-Hydroxycoumarin
4. Coumarin
5. 6-Chloro-4-hydroxycoumarin
6. Warfarin
7. Coumatetralyl
8. Coumachlor

TEST CONDITIONS:

Column: HALO 90Å C18, 2µm, 2.1 x 30 mm

Part Number: 91812-302

Mobile Phase:

A= 20 mM formic acid

B= 50/50: acetonitrile/methanol

Gradient: hold at 20% B until 0.06 min.

20-75%B from 0.06 min-1.06 min.

Flow Rate: 1.1 mL/min

Pressure: 430 bar

Temperature: 45 °C

Detection: UV 254 nm, PDA

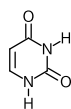
Injection Volume: 0.2 µL

Acquisition Rate: 200 Hz

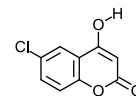
Flow Cell: 1 µL

LC System: Shimadzu Nexera X2

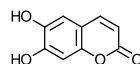
STRUCTURES:



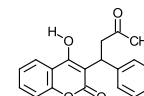
Uracil



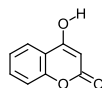
6-Chloro-4-hydroxycoumarin



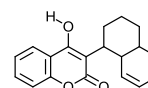
6,7-Dihydroxycoumarin



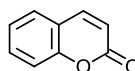
Warfarin



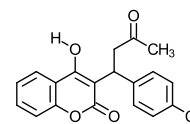
4-Hydroxycoumarin



Coumatetralyl



Coumarin



Coumachlor

Anticoagulants are used to slow down and even prevent blood coagulation. A HALO 90Å C18, 2µm column is used to separate a mixture of seven different types of anticoagulant drugs in under 1 minute.