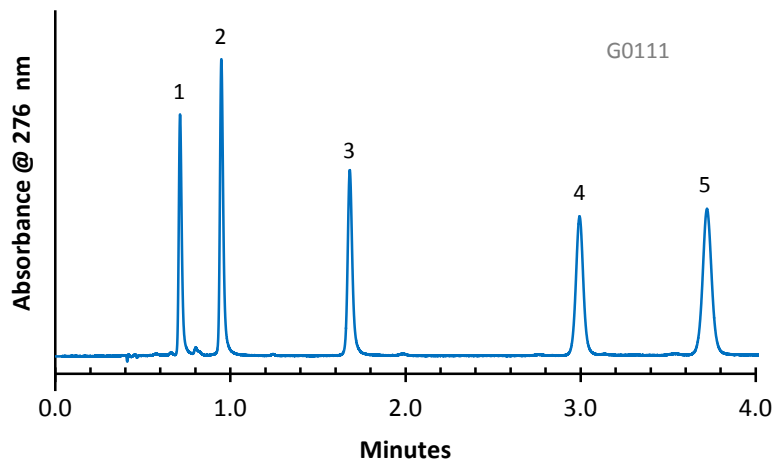


## Separation of Five Flavonoids on HALO 2 C8



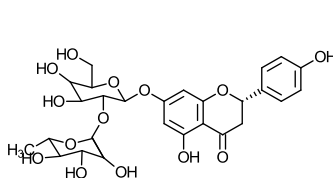
### PEAK IDENTITIES:

1. Naringin
2. Myricetin
3. Quercetin
4. Naringenin
5. Hesperetin

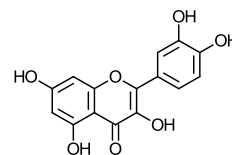
### TEST CONDITIONS:

Column: 2.1 x 100 mm, HALO 2 C8, 2 µm  
 Part Number: 91812-608  
 Mobile Phase: 75/25: A/B  
 A= 0.025 M Ammonium formate, pH=3  
 B= Acetonitrile  
 Flow Rate: 0.5 mL/min.  
 Pressure: 473 bar  
 Temperature: 40°C  
 Detection: UV 276 nm, PDA  
 Injection Volume: 0.1 µL  
 Sample Solvent: methanol  
 Response Time: 0.025 sec.  
 Flow Cell: 1 µL  
 LC System: Shimadzu Nexera  
 Data rate: 100 Hz  
 ECV: ~ 7 µL

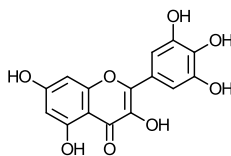
### STRUCTURES:



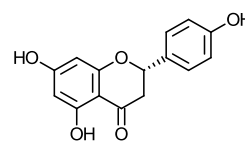
Naringin



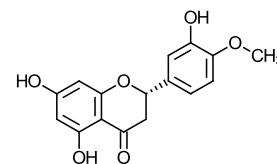
Quercetin



Myricetin



Naringenin



Hesperetin

This separation of five flavonoids shows symmetrical peak shape on a HALO 2 C8 column using a mass-spec compatible mobile phase.