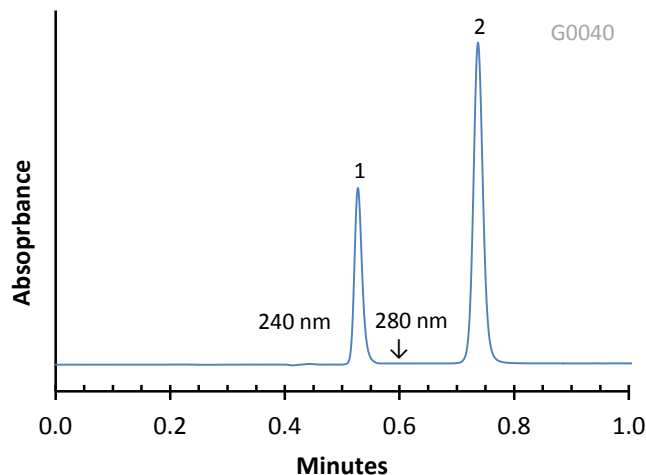


Application Note: 58-AM

Isocratic Separation of Amphenicols on HALO RP-Amide Phase



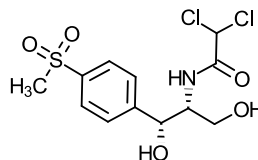
PEAK IDENTITIES:

1. Thiamphenicol
2. Chloramphenicol

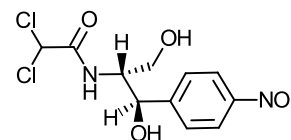
TEST CONDITIONS:

Column: 4.6 x 50 mm, HALO RP-Amide
Part Number: 92814-406
Mobile Phase: 55/45-A/B
A= 0.025 M Ammonium acetate buffer, pH=5.8
B=Acetonitrile
Flow Rate: 1.0 mL/min.
Pressure: 92 Bar
Temperature: 35 °C
Detection: UV 240/280 nm, VWD
Injection Volume: 0.5 µL
Sample Solvent: Acetonitrile
Response Time: 0.02 sec.
Flow Cell: 2.5 µL semi-micro
LC System: Shimadzu Prominence UFLC XR
Extra column volume: ~14 µL

STRUCTURES:



Thiamphenicol



Chloramphenicol

This separation shows a rapid HPLC method for the analysis of amphenicols using HALO RP-Amide phase. To improve the sensitivity of detection the first peak was monitored @ 240 nm and the second @ 280 nm.