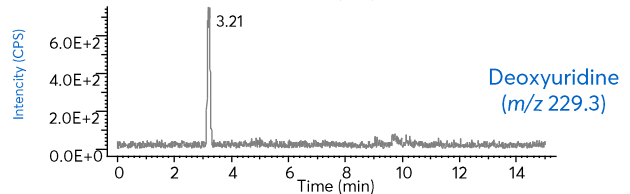
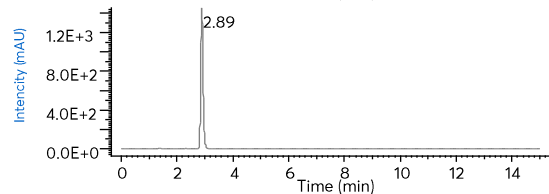
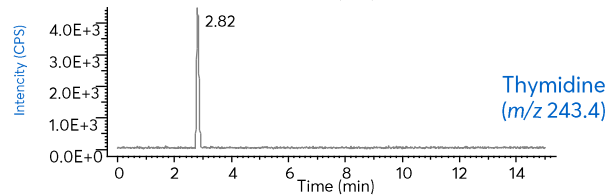
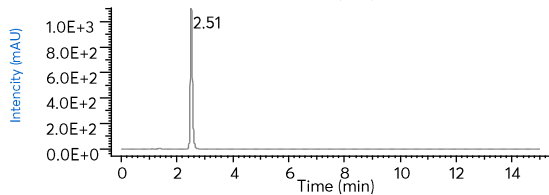
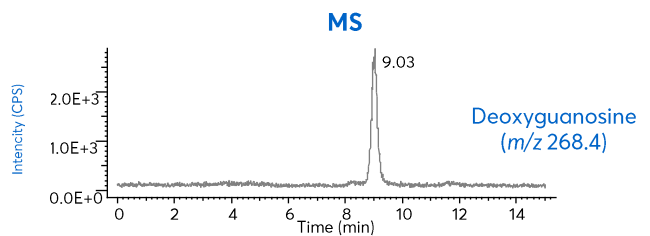
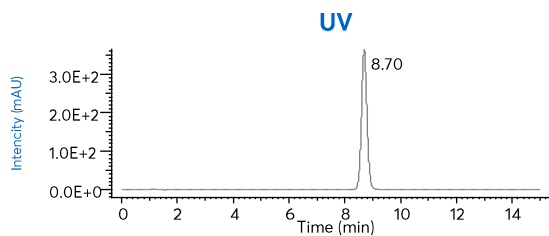


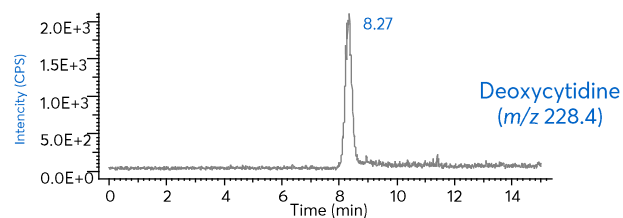
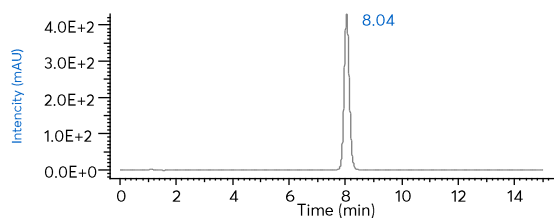
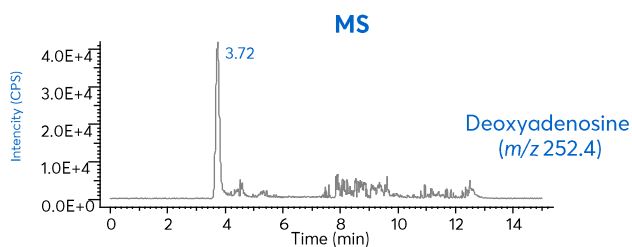
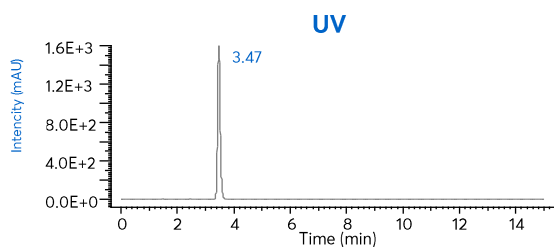
Nitrogenous Bases and Nucleosides using HILIC-MS Mode



Method Details

CONDITIONS

Columns:	ACE 5 HILIC-N
Dimensions:	150 x 4.6 mm
Mobile Phases:	10 mM ammonium formate pH 4.7 in MeCN/H ₂ O (90:10 v/v)
Flow Rate:	1.5 mL/min
Injection:	5 µL
Temperature:	25 °C
Detection:	UV, 254 nm Chromaster MSD, SIM Positive ion mode [M + H] ⁺
Instrument:	VWR Hitachi Chromaster and 5610 MSD single quad MS



ORDERING TABLE

Product	Details	Size	Part number
Avantor® ACE® 5 HILIC-N	HPLC column	150 x 4.6 mm	HILN-5-1546U
Acetonitrile	VWR CHROMANORM® gradient grade	2.5 L	83639.320
Water	VWR CHROMANORM® gradient grade	2.5 L	83650.320
Ammonium formate	VWR CHROMANORM® for LC-MS	100 g	84884.180